

AS-05

Antenna Set 30 MHz to 18 GHz



Main Features

- 30 MHz to 18 GHz frequency range
- Excellent antenna factor
- Tripod adapter for easy vertical-horizontal polarization change
- Individual calibration
- Robust, rustproof aluminium construction
- Lightweight

AS-05 is a compact broadband antenna set composed of a BC-01 Biconical Dipole, LP-04 Log Periodic Dipole Array and DR-01 Double Ridged Horn Antenna designed for radiated emissions and immunity testing that can be used in conjunction with any receiver or spectrum analyzer.

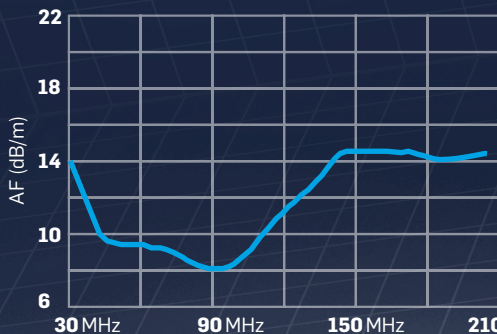
Its ideal companion is the EMI Receiver Unit 9060 or 9180, which can be easily mounted on the antenna mast.*

*The direct connection between antenna and PMM receiver eliminates additional sources of uncertainties due to coaxial cable attenuation and scattering. For further information please consult our brochure "Fully CISPR-Compliant Digital EMC/EMI receivers 10 Hz to 18 GHz".

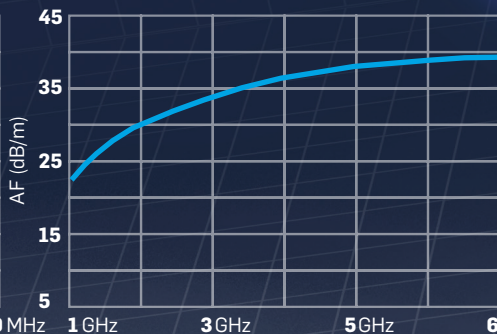
AS-05

Antenna set 30 MHz to 18 GHz

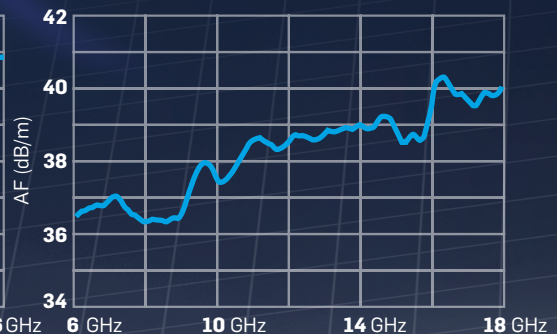
SPECIFICATIONS	BC-01	LP-04	DR-01
Frequency range	30 to 200 MHz	200 MHz to 6 GHz	6 to 18 GHz
Gain	-15 +2 dBi typical	6 dBi typical	9 to 16 dBi typical
Antenna factor	8 to 14 dB/m typical	12 to 40 dB/m typical	36 to 41 dB/m typical
Max input power	100 W	100 W	150 W
Connector	N female	N female	N female
Dimensions (L x H x W)	65 x 65 x 137 cm	78 x 10 x 75 cm	55 x 44 x 177 mm
Weight	1,8 kg	1,1 kg	0,25 kg
Colour	RAL 7035		
Impedance	50 Ω nominal		
Construction	Aluminium		



BC-01 - Antenna Factor



LP-04 - Antenna Factor



DR-01 - Antenna Factor

Ordering information:

AS-05 antenna set 30 MHz to 18 GHz with individual calibration reports.

AS-05/TC antenna set 30 MHz to 18 GHz with typical calibration reports.

Includes: BC-01 biconical antenna, LP-04 log-periodic antenna, DR-01 double-ridged antenna, TR01 wooden column tripod, antenna mounting adapter to change polarization, 5 meter/6 GHz/N(m)-N(m) RF cable, soft carrying case, rigid carrying case (for DR-01), user's manual, calibration reports*

*Individual calibration reports are provided with AS-05

AS-05/TC does not include individual calibration but typical antenna factor reports

Optional accessories:

Additional TR-01 set

Includes: TR01 60-180 cm wooden column extendable tripod,

antenna mounting adapter to change polarization, soft carrying case

Additional 5 meter/6 GHz/N(m)-N(m) **RF cable**

Antenna Mounting kit **AMK-01**

Related products and services

Receivers

- 7010/00: EMI Receiver 150 kHz to 1 GHz
- 7010/01: EMI Receiver 9 kHz to 1 GHz
- 7010/03: EMI Receiver 9 kHz to 3 GHz
- 9010: EMI Receiver 10 Hz to 30 MHz
- 9010F: EMI Receiver 10 Hz to 30 MHz
- 9010/03P: EMI Receiver 10 Hz to 300 MHz
- 9010/30P: EMI Receiver 10 Hz to 3 GHz
- 9010/60P: EMI Receiver 10 Hz to 6 GHz
- 9030: EMI Receiver 30 MHz to 3 GHz
- 9060: EMI Receiver 30 MHz to 6 GHz
- FR-4003: Field Receiver 9 kHz to 30 MHz

Antennas

- BL-01: Biconical Log Periodic Antenna 30 MHz to 6 GHz
- LP-02: Log Periodic Antenna 200 MHz to 3 GHz
- LP-03: Log Periodic Antenna 800 MHz to 6 GHz
- TR-01: Antenna Tripod
- VDH-01: Van der Hoofden Test Head 20 kHz to 10 MHz
- Antenna Set AS-02 (BC01+LP02+TR01)
- Antenna Set AS-03 (BC01+LP02+LP03+TR01)
- Antenna Set AS-04 (BC01+LP04+TR01)
- Antenna Set AS-06 (BC01+LP-02+LP03+DR01+TR01)
- Antenna Set AS-07 (BL01+TR01)
- Antenna Set AS-08 (BL01+DR01+TR01)
- RA-01: Rod Antenna 9 kHz to 30 MHz
- RA-01-HV: Rod Antenna 150 kHz to 30 MHz
- RA-01-MIL: Rod Antenna 9 kHz to 30 MHz

Calibration services

- Ansi 63,5 Antenna Factor
- SAE ARP 958-D
- Free-Space Antenna Factor



L3HARRIS

narda 
Safety Test Solutions

Sales:
Via Rimini, 22
20142 Milano - ITALY
Phone: +39 02 581881
Fax: +39 02 58188273

E-Mail: nardait.support@L3T.com
Internet: www.narda-sts.it

Headquarters:
Via Benesse, 29/B
17035 Cisano sul Neva (SV) - ITALY
Phone: +39 0182 58641
Fax: +39 0182 586400